

Model
München Pasing



Security level: Class I according to EN 1143-1

Suitable for the storage of:

- short weapons
- ammunition
- valuables

Description

München Pasing series - High security gun safes.

Body: multi-walled body (38 mm thick)

Door: multi-walled door construction (84 mm thick)

Locking: 4-way locking bolt system

Standard option

Lock: high security key lock I class VdS with two keys (95 mm)

Boltwork handle: knob, faced with the door

Hinges: internal

Door opening angle: 90°

Mounting holes: 2 hole in the floor

Colour: RAL 7035 (light grey)



Model
München Pasing

Art. No.	Model	Outer dimensions*			Inner dimensions			Door light		Anchoring		Weight Kg	Shelves Number	Weapon brackets Number	Internal safe Height mm
		Height mm	Width mm	Depth mm	Height mm	Width mm	Depth mm	Height mm	Width mm	Bottom number	Backwall number				
59400	München Pasing	336	496	500	245	412	381	230	352	2	-	103	1	7+7 **	-
59401	München Pasing	436	496	500	345	412	381	330	352	2	-	129	1	7+7 **	-
59402	München Pasing	536	496	500	445	412	381	430	352	2	-	140	1	7+7 **	-
59403	München Pasing	636	496	500	545	412	381	530	352	2	-	159	2	7+14 **	-
59404	München Pasing	736	496	500	645	412	381	630	352	2	-	180	2	7+14 **	-
59405	München Pasing	836	496	500	745	412	381	730	352	2	-	197	3	7+21 **	-

* excluding hinges, handles and fittings ** separately



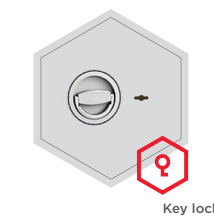
Body: multi-walled body (38 mm thick)



Door: multi-walled door construction (84 mm thick)

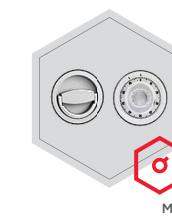
Closure options

Standard option




Key lock

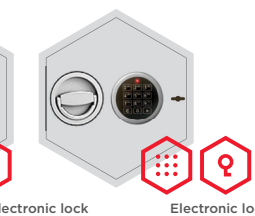
Options available against surcharge



Mechanical code lock

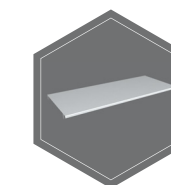


Electronic lock



Electronic lock with mechanical emergency

Accessories available against surcharge



Shelf

Alternative options



Left door



All information concerning weight, color and dimensions are noncommittal and subject to errors and changes. Minor deviations are conditional on the production process. Technical changes, modifications and printing errors reserved. Safes may be top-heavy, during commissioning, please exercise appropriate caution in accordance with the installation guide. Pictograms are not technical description of the product.

